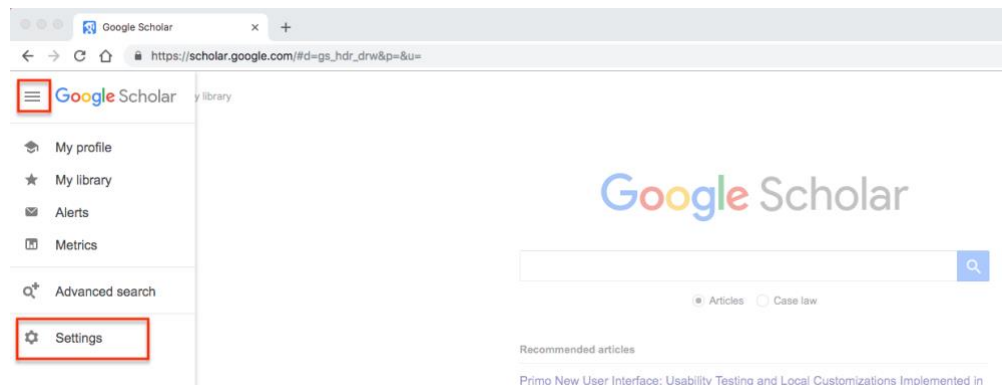


Why link the Linfield Library to Google Scholar?

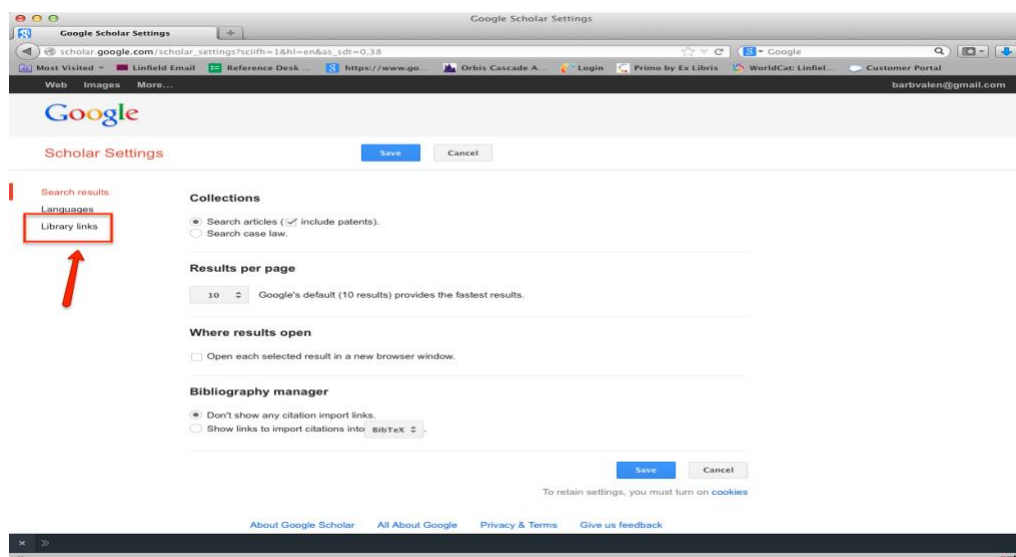
Many journal article results discovered through *Google Scholar* will require you to pay for licensed access to full text. **Never pay for content.** If you link Linfield College Libraries to [Google Scholar](https://scholar.google.com), you can reach full text content to which Linfield subscribes. If Linfield does not provide access to the content, you can request the article via [Interlibrary Loan](#).

Follow these steps to link *Google Scholar* to the Linfield College Libraries collection *from all your browsers*:

1. Go to [Google Scholar](https://scholar.google.com) (<https://scholar.google.com>).
2. Find **Settings** in the upper right.



3. Click **Library Links** on the left.



4. Enter **Linfield** in the search box and click the blue magnifying glass search button.

The screenshot shows the Google Scholar 'Scholar Settings' page. Under the 'Library links' section, there is a search box containing the text 'Linfield'. To the right of the search box is a blue magnifying glass search button. A red arrow points to the search button. Below the search box, there is a checkbox labeled 'Open WorldCat - Library Search' which is checked. At the bottom of the settings area, there are 'Save' and 'Cancel' buttons. A note at the bottom states: 'To retain settings, you must turn on cookies'.

5. An option for Linfield now appears below the search box. **Check the box and save the settings.**

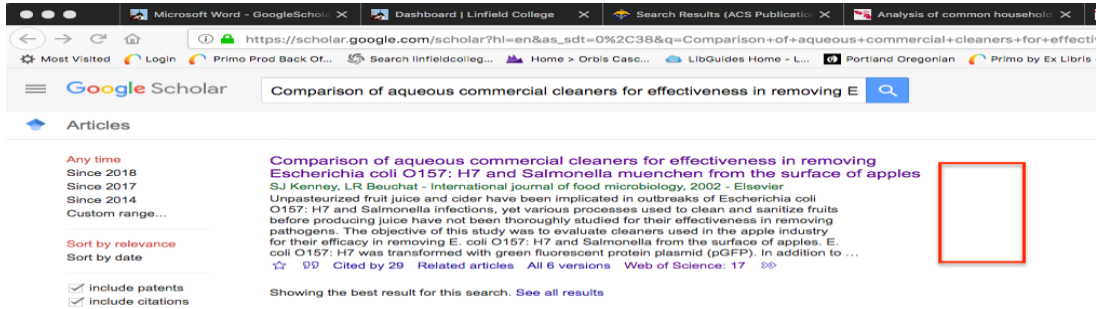
This screenshot is similar to the previous one, but now the search box contains 'Linfield' and the search button is highlighted with a red arrow. Below the search box, there are two checkboxes: 'Open WorldCat - Library Search' (checked) and 'Linfield College - Find It @Linfield Library' (checked). The second checkbox is highlighted with a red rectangular box. The 'Save' and 'Cancel' buttons are still visible at the bottom.

6. Click **Save**. This setting will be remembered until you clear your browser cookies. Set it up for every browser you use regularly.

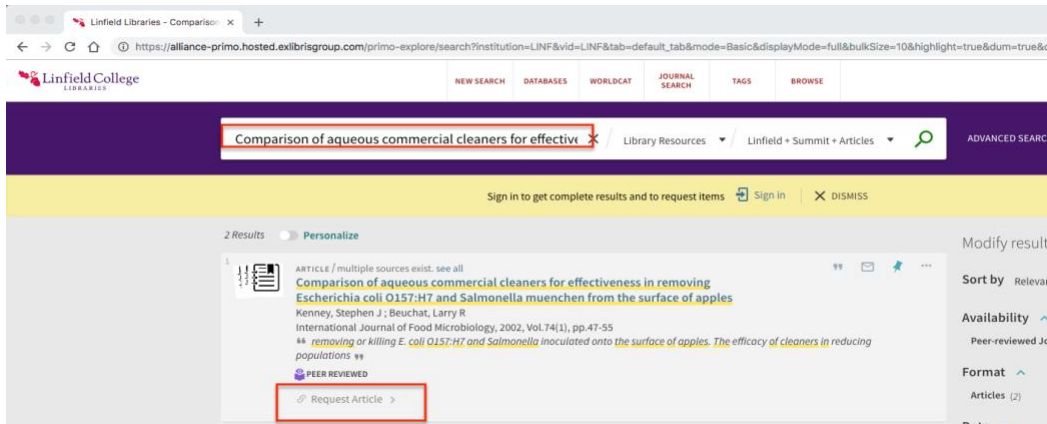
Now when you search *Google Scholar*, links to Linfield Library appear when full text is available. Click the **Find it @Linfield Library** link to get full text.

The screenshot shows a search result for 'restoration policy and projects'. The title is 'restoration policy and projects. Through these restoration principles, we seek to articulate ...'. Below the title are links for 'Cited by 205', 'Related articles', 'All 13 versions', 'Cite', 'Save', and 'More'. The main text of the result is 'Community succession and assembly comparing, contrasting and combining paradigms in the context of ecological restoration'. Below this is a link to 'TP Young, JM Chase, RT Huddleston - Ecological restoration, 2001 - er.uwpress.org'. The text continues: 'Three ecologists explore two ways of thinking about the development of ecological communities and the relationships of these approaches to each other and to restoration. (f~~/hen we look at the plants and VV bushes clothing an entangled bank, ...'. At the bottom are links for 'Cited by 126', 'Related articles', 'All 3 versions', 'Cite', and 'Save'. On the right side of the screenshot, there is a blue link that says '[PDF] from ucdavis.edu Find It @Linfield Library' with a red arrow pointing to it.

7. If Linfield does not have the full text content, you can request the article via [Interlibrary Loan](#). It often arrives within hours of the request.



Copy and paste the article title into [Linfield Library Search](#) search box found via the [Linfield library webpage](#). The *Request Article* link will take you to *Interlibrary Loan*.



Or you can use the [Interlibrary Loan](#) form directly from the [Linfield Library webpage](#).